

Strikingly Sustainable

e-Matrix Linear

Our Electric Linear Fires, specially designed to enchant you with their sleek, elongated design. With a unique fire display, beautiful decoration, and a vibrant glow bed (optional), they bring a surprisingly stylish touch to any space. Looking to further personalize your interior? No problem! Choose from a fireplace decoration of white pebbles or Acrylic ice, tailored to your own taste.

The contemporary design of our Linear Fires gives you the freedom to experiment with striking yet sustainable interior design. No more hassle with a chimney or gas connection! Thanks to these innovative features, you can enjoy ultimate flexibility in creating an atmospheric ambiance in your home. Make a statement with a fireplace that not only provides warmth and cosiness but also becomes a centrepiece in every room.

Discover the possibilities of Linear Fires and let yourself be enchanted by the perfect combination of style, functionality, and sustainability. Bring your own stylish fireplace into your home today!

Why opt for the e-Matrix Linear?

- No flue-gas pipe required; easy installation anywhere,
- Unique patented three-dimensional "living" fire effect; 100% fire experience,
- Adjustable multi-colour LED lighting; for an even more realistic flame effect,
- Adjustable heat; up to max. 2 kW,
- Simple operation via remote control or the Faber app (supplied standard) for even more options,
- Choice of decoration; log set, white pebbles or Acrylic ice
- With optional extras including top and/or bottom lighting for an even more realistic fire experience,
- Available in various sizes and as a front, 2 and 3-sided version
- Low-energy, 0% emissions, 100% fire effect!



More information about
the e-Matrix Linear?
Scan the QR code.

In other words: Experiment with contemporary fire. No chimney needed. Ultimate flexibility and eye-catcher.

LINEAR FIRE

e-MatriX | 1300/400 II



DECORATION



Heating functionality:	Yes
Flue material:	-
Watts:	2470 W
Volts:	230-240 V
Water consumption:	0,3 l/h
Water pressure:	0,5-8 Bar
Water connection:	1/2" - 1/4"



Specifications

Exterior dimensions WxHxD in mm
1440 x 755 x 537

Fire display WxHxD in mm
1324 x 400 x 351

System
e-MatriX burner

Decoration
Log set / White Pebble / Acrylic Ice

Back wall
Back wall smooth steel

Remote
Via app and Bluetooth remote

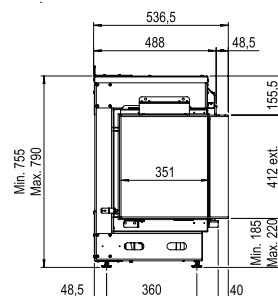
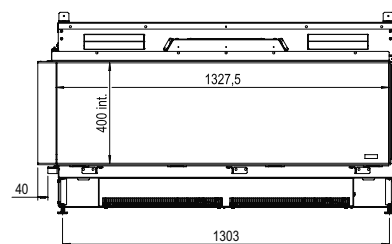
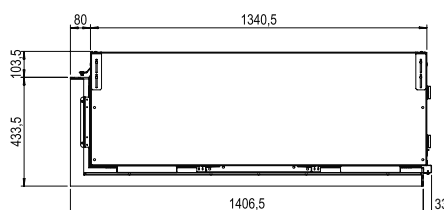
Power
2,0 kW

Operating system
-

Energy label
-

Options (at a surcharge)

- Top Light
- Bottom Light
- Non-reflective glass
- Black glass back wall
- Wall bracket
- Water pump



Imagine what's possible